

UK Foundation Double Crochet (fdc)
US Foundation Single Crochet (fsc)


This guide is written in UK terms. Below are the US equivalents where applicable.

UK abbreviation	UK term	US abbreviation	US term
ch	chain		
fdc	foundation double crochet	fsc	foundation single crochet
yrh	yarn round hook	yo	yarn over

1. Commence with 2ch.




2. Insert hook in 2nd ch from hook.




3. yrh and draw up a loop.



4. yrh and draw through one loop on hook (a chain made).



5. yrh and draw through 2 loops on hook (1fdc made).



6. Further stitches are worked under the vertical loop of the stem of the previous stitch (i.e. into the chain).



7. *Insert hook into the vertical loop of the chain, yrh and draw up a loop.



8. yrh and draw through one loop (a chain made).



9. yrh and draw through 2 loops (1fdc made).



10. Repeat from step 7 for the length of foundation.

